

YEAR TWO

Daily Gazette



ISSUE NO 1 | 30 MARCH – 1 APRIL 2021 | VOLUME YEAR 2



CLASS UPDATE

Good morning Year 2 and welcome to your first day of home learning!

We hope you all have a wonderful 3 days leading up to your Easter break.

We understand that this is a new way of learning and we are here to help and support you along the way.

As your teacher, I would like to say hello each day and check in with you. This is a great time to answer any questions you may have about the learning activities I have placed on the next page. You are welcome to complete these activities on any day in the order you prefer. If you do not get these activities completed that is ok, as we understand this week is a little different for our families.

Each day, I will be available to see you online via Zoom at (time). The links are:

Day: **Tuesday**

Time: Mar 30, 2021 10:00 AM Brisbane

Join Zoom Meeting

<https://flcr-qld-edu-au.zoom.us/j/94886560933>

Meeting ID: 948 8656 0933

Day: **Wednesday**

Time: Mar 31, 2021 10:00 AM Brisbane

Join Zoom Meeting

<https://flcr-qld-edu-au.zoom.us/j/92015658771>

Meeting ID: 920 1565 8771

Day: **Thursday**

Time: Apr 1, 2021 10:00 AM Brisbane

Join Zoom Meeting

<https://flcr-qld-edu-au.zoom.us/j/93934965507>

Meeting ID: 939 3496 5507




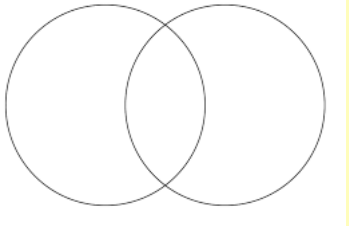

You can also email me between 8.00-10.00am with any questions you may have about your learning, or if you just want to say hello.








blambert@flcr.qld.edu.au






Mrs Lambert

Classroom Teacher 2W



	Literacy Tuesday	Numeracy Tuesday	World Around Us Tuesday
Lesson Materials	Internet, Paper & Pen	Paper and pencils	Paper, pencils and materials and toys from around your home.
Hook 	Listen to the following picture books on a device. 'How to catch the Easter Bunny' by Adam Wallace https://www.youtube.com/watch?v=KWqj5rXEXGI & 'If I were the Easter Bunny' By Louise Gardner https://www.youtube.com/watch?v=MDnOLqcEymU	Practice skip counting in 2's. Can you skip count in 2's starting at 1? Can you count in 5's? How high can you go? Now try starting at 2 but still count in 5's. R - Ask students to pick one word and illustrate an event that accurately depicts that outcome: eg Draw a dog flying – the word chosen 'impossible' E – Write/draw an illustration for each of the words	Watch this short clip to refresh your memory on Materials and their properties. https://www.youtube.com/watch?v=340MmuY_osY
Investigate 	Together have a discussion about what was similar in the two stories. This could include characters, setting, plot or emotions within the story.	Think about the words 'likely' 'unlikely' 'certain' and 'impossible'. What do they mean? Discuss this with your Mum, Dad or older sibling.	Then find 5 objects that made of different materials from around your home. Draw these objects and label the materials, write a simple sentence describing the materials and their properties. <i>I,e The ruler is made of wood and it is rigid and hard.</i>
Response to Learning 	Draw a ven-diagram on a spare piece of paper.  Label one circle – How to catch the Easter Bunny Label the other circle – If I were the Easter Bunny Label the middle same. Have the students draw or write 3 differences for each book and 3 similarities.	Write four sentences to show you understand. Draw a picture to explain each sentence. Eg. Impossible – A dog can't fly.	Design an easter basket Use materials from around the home to create a basket you could use on easter morning. (paper, cardboard, sticks, plastic) What material would you use and why? Write down your response.
Extend your Learning 	Found anything picture book that has similarities to the two books you just listened to.	Write a story about ...The Impossible Dream...	Make your basket and take a photo to share with me.

	Literacy Wednesday	Numeracy Wednesday	World Around Us Wednesday
Lesson Materials	Pantry Items, Paper, Pen	Small collection of coins, paper pencil	<i>Paper, pencils and materials and toys from around your home.</i>
 Hook	Watch the video below to get your brain into SSP mode! https://www.youtube.com/watch?v=50tpU8TJCyE	Skip count in 10's as high as you can go. Watch https://www.youtube.com/watch?v=Djfb0EAROTg	Ask your parents if they have any old toys from their childhood. What are they made from? How do you use them? How old were they when they got them? Who did they get them off? Write your response in sentences.
Investigate 	Go into the kitchen pantry and find 10 different items of food. These could be your favourites! Example: 	Ask Mum or Dad to find a small collection of Australian coins that you can use for counting. Use the coins you have to make up 3 different amounts. Draw the coins and write their total value.	Apart from video games, what is your favourite toy? Answer the following questions: What is it made from? How do you use it? How old were you when you got it? Who did you get it off? Write your response in sentences.
 Response to Learning	Using the SSP approach code map out each sound on the different food items on a piece of paper. Remember: When you hear a new sound you should have a new line. Example: b e a n s _ _ _ _ 1 2 3 4	How many ways can you make 50c? Eg One 50c piece, five 10c... Draw and write as many ways as you can. How many ways can you make 80c? Draw and write as many ways as you can. How many ways can you make \$1? Draw and write to show your answer.	Explore these and discuss the differences in the toys we see today and the toys from the past.  Draw a VENN diagram, each heading as follows: Toys of the past Similarities between OLD and NEW Toys of NOW Write 3 or more responses in each circle.
 Extend your Learning	Find a food item with an interesting spelling option you have not noticed before. Example: The spelling of liquorice is interesting. The option 'ce' is making the 'sh' sound. 	Choose an amount of your own, greater than \$1 and make it using as many coins as you can. Draw and write to show your work.	Play with the old toy and record your experience. Was it fun? Why or why not?

	<i>Literacy</i> <i>Thursday</i>	<i>Numeracy</i> <i>Thursday</i>	<i>World Around Us</i> <i>Thursday</i>
Lesson Materials			<i>Paper, pencils and materials and toys from around your home.</i>
 Hook	Watch the video below to get into your reading mind! https://www.youtube.com/watch?v=xjtPMiumixA Remember to not read like a robot!	Watch the video https://www.youtube.com/watch?v=sNKRIEQoE0E	If you were to make a toy think about these things: What materials would you need to make it and why? What forces would you need to make it move? What age child would play with this toy? Why would children be interested in this toy?
Investigate 	Find a book at home that you love and explain to an adult why you prefer it over other books.	Follow the instructions, step by step to draw you own Bunny.	Design and draw a toy that you would like to build. Use paper to draw this or any iPad app that allows you to create.
 Response to Learning	Using the book you just found read the book for 15 minutes. Stopping each time you see an adjective. Remember an adjectives describes a noun.		Colour and improve your first design of a toy. What could be better and why?
 Extend your Learning	Write a new ending to your story or create a new character.	Try creating an Easter character of your own 	EXTENSION: Make the toy you design and take a photo and share with your teacher.