

YEAR FOUR

Daily Gazette



ISSUE NO 1 | 30 MARCH – 1 APRIL 2021 | VOLUME YEAR 4



CLASS UPDATE

Good morning Year 4 and welcome to your first day of home learning! We hope you all have a wonderful 3 days leading up to your Easter break. We understand that this is a new way of learning and we are here to help and support you along the way.





As your teacher, I would like to say hello each day and check in with you. This is a great time to answer any questions you may have about the learning activities I have placed on the next page. You are welcome to complete these activities on any day in the order you prefer. If you do not get these activities completed that is ok, as we understand this week is a little different for our families.





Your daily work can be found on **OneNote: Week 10 Online (Tues, Wed, Thurs)**

Each day, I will be available to see you online via **Zoom at 11:00am-11:15am**. The link is: <https://fclr-qld-edu-au.zoom.us/j/98593898639?pwd=dmg1V1VubkZmNkV4dIlLSWFEZINFdz09>

You can also email me between **8:15am-10:15am** with any questions you may have about your learning, or if you just want to say hello.

	<i>Literacy Tuesday</i>	<i>Numeracy Tuesday</i>	<i>World Around Us Tuesday</i>
Lesson Materials	iPad Video OneNote – Worksheets (Poems in books/PowerPoint)	iPad OneNote/Worksheets	iPad Task Sheet – Week 10 Online Tuesday
Hook 	<p>*If your poem has not been completed, please first complete it and email the finished item in PowerPoint to your teachers.</p> <p>Recap what is meant by 'inference' by watching the following video clip: https://youtu.be/JdaD2FZQFEY</p>	<p>Recap how to multiply 3 digits by 1 digit by watching this video: https://youtu.be/od-tHGrudcA</p>	<p><i>Students are to continue working on their Christian Studies Task.</i></p> <p><i>Please refer to your OneNote for task details and additional information. (Week 9, Tuesday, Session 3)</i></p> <p><i>When completed, please either email your work to your teacher or take a photo and email if possible.</i></p>
Investigate 	<p>Step 1: We can infer information by looking at pictures. Look at the picture (Week 5) and answer the following questions:</p> <ol style="list-style-type: none"> 1. Name 3 things you see in the photo. 2. Where do you think it was taken? 3. How does the photo make you feel? Why? 4. How do you think the people in the photo feel? 5. What do you think happened after the photo was taken? 	<p>Step 1: Write the date and the heading in the next available space in your grid book.</p> <ul style="list-style-type: none"> • Remember to line up your Place Value columns when writing your algorithm in your book. 	
Response to Learning 	<p>Step 2: Reading comprehension: 'The best April Fool's Hoax'</p> <ol style="list-style-type: none"> 1. Read the text through at least twice. 2. Answer the questions that relate to the text. 	<p>Step 2: Complete the worksheet on OneNote called: Multiplication Revision</p> <p>Step 3: When complete, take a photo of your book work and email, or upload to your individual page in OneNote.</p>	
Extend your Learning 		<p><i>If you really want to practise some more, try 1 digit x 4 digits or even bigger.</i></p>	

	<i>Literacy</i> <i>Wednesday</i>	<i>Numeracy</i> <i>Wednesday</i>	<i>World Around Us</i> <i>Wednesday</i>
<i>Lesson Materials</i>	iPad OneNote – Worksheets (Poems in books/PowerPoint)	iPad Worksheets handed out at school	iPad Task Sheet – Week 10 Online Tuesday Task Sheet – Week 10 Online Wednesday
 <i>Hook</i>	<p>*If your poem has not been completed, please first complete it and email the finished item in PowerPoint to your teachers.</p> <p>If you still have Science, World Around Us, or Christian Studies assignments, then you can continue with these in this time.</p> <p>Below is work for those who have completed everything.</p>	<p>*If your poem has not been completed, please first complete it and email the finished item in PowerPoint to your teachers.</p> <p>If you still have Science, World Around Us, or Christian Studies assignments, then you can continue with these in this time.</p>	<p>*If your poem has not been completed, please first complete it and email the finished item in PowerPoint to your teachers.</p> <p>If you still have Science, World Around Us, or Christian Studies assignments, then you can continue with these in this time.</p> <p>Below is work for those who have completed everything.</p>
<i>Investigate</i> 	<p>Step 1: We can infer information by looking at pictures. Look at the picture (Week 4) and answer the following questions:</p> <ol style="list-style-type: none"> 1. Name 3 things you see in the photo. 2. Where do you think it was taken? 3. How does the photo make you feel? Why? 4. How do you think the people in the photo feel? <p>What do you think happened after the photo was taken?</p>		
 <i>Response to Learning</i>	<p>Step 2: Complete the Inference of the Day #14 by reading the text and responding to the questions.</p>	<p>Step 1: Complete one of the worksheets handed to you at school. Take a photo and email, or upload to individual page on OneNote.</p> <p>Step 2: If you are looking for more...go onto Studyladder and access some of the incomplete PODS or play a game.</p>	
 <i>Extend your Learning</i>			

	Literacy Thursday	Numeracy Thursday	World Around Us Thursday
Lesson Materials	iPad OneNote – Worksheets (Poems in books/PowerPoint)	iPad Worksheets handed out at school	iPad Task Sheet – Week 10 Online Tuesday Task Sheet – Week 10 Online Wednesday Task Sheet – Week 10 Online Thursday
 HOOK	*If your poem has not been completed, please first complete it and email the finished item in PowerPoint to your teachers. If you still have Science, World Around Us, or Christian Studies assignments, then you can continue with these in this time. Below is work for those who have completed everything.	*If your poem has not been completed, please first complete it and email the finished item in PowerPoint to your teachers. If you still have Science, World Around Us, or Christian Studies assignments, then you can continue with these in this time.	*If your poem has not been completed, please first complete it and email the finished item in PowerPoint to your teachers. If you still have Science, World Around Us, or Christian Studies assignments, then you can continue with these in this time.
Investigate 	Step 1: We can infer information by looking at pictures. Look at the picture (Week 36) and answer the following questions: 1. Name 3 things you see in the photo. 2. Where do you think it was taken? 3. How does the photo make you feel? Why? 4. How do you think the people in the photo feel? What do you think happened after the photo was taken?		
 Response to Learning	Step 2: Complete the Inference of the Day #19 by reading the text and responding to the questions.	Step 1: Complete one of the worksheets handed to you at school. Take a photo and email, or upload to individual page on OneNote. Step 2: If you are looking for more...go onto Studyladder and access some of the incomplete PODS or play a game.	
 Extend your Learning			