

Daily Gazette

ISSUE NO 1 | 30 MARCH – 1 APRIL 2021 | VOLUME PREP



CLASS UPDATE

Good morning Prep and welcome to your first day of home learning! We hope you all have a wonderful 3 days leading up to your Easter break. We understand that this is a new way of learning and we are here to help and support you along the way.

As your teachers, we would like to say hello each day and check in with you **via Zoom at 10:30-10:45am**. This is a great time to answer any questions you may have about the learning activities we have placed on the next page. You are welcome to complete these activities on any day in the order you prefer. If you do not get these activities completed that is ok, as we understand this week is a little different for our families.





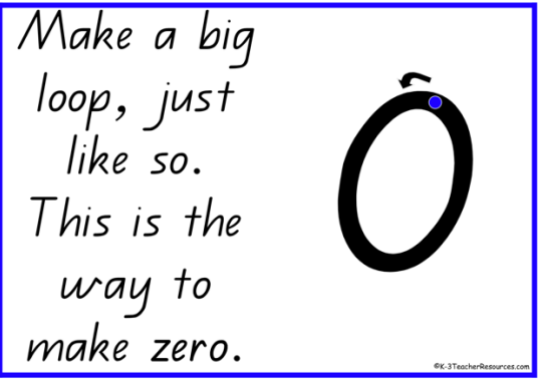


Each day, we will be available to see you online via Zoom at **10:30am**. Today's link is:


Mrs Cook – <https://flcr-qld-edu-au.zoom.us/j/93535577806?pwd=akJwZkhrMEo1algxUmF5eEVGWW14dz09>

Miss Gehling - <https://flcr-qld-edu-au.zoom.us/j/95577223930?pwd=YyttZEhQOG5LRFdKUUItN1NZNGs5QT09>

Each day (Wednesday and Thursday) you will be emailed the Zoom link for your teachers' meeting. You can also email us in our office hours between **9:00am – 11:00am** with any questions you may have about your learning, or if you just want to say hello.

Mrs Cook & Miss Gehling (scCook@flcr.qld.edu.au & sgehling@flcr.qld.edu.au)

	<p style="text-align: center;">Literacy</p> <p style="text-align: center;">Tuesday</p>	<p style="text-align: center;">Numeracy</p> <p style="text-align: center;">Tuesday</p>	<p style="text-align: center;">World Around Us</p> <p style="text-align: center;">Tuesday</p>
<p>Lesson Materials</p>			
<p>Hook</p> 	<p>Watch the SSP video – and follow along. Make sure you are using your Duck Hands.</p> <p>https://www.youtube.com/watch?v=hHwir-EBqRs</p>	<p>Watch the video about the number 10:</p> <p>https://www.youtube.com/watch?v=0zVLWGaLi7q</p>	<p>Watch the videos about the story of the Easter story:</p> <p>https://www.youtube.com/watch?v=HL8R158Ujp4</p>
<p>Investigate</p> 	<p>Using your Green Card:</p> <ul style="list-style-type: none"> Point to a visual prompt and say the word, duck hand it. Then draw your lines and numbers on a piece of paper and write the word. Do this for 5x pictures. 	<p>Find 10 objects around the house and take a photo of them.</p> <p>Have a practice of writing the number 10 on a blank piece of paper, or a whiteboard if you have one.</p>  	<p>After listening to the story, see how well you remember it and cut out and order the Story of Easter onto a blank piece of paper; or if you like make it into a mini booklet.</p> <p>You can then colour it in.</p> 
<p>Response to Learning</p> 	<p>Complete the "S" and "A" SSP page. Make sure you use a writing pencil. You can colour it in when you have finished it.</p>	<p>Complete the Show and Tell 10 sheet, making sure that you only paste on the things that are 10. Draw your own other ways that you can show 10 in the box under the number 10.</p>	<p>Take a photo of your story ordered and then read it to an adult telling them the story of Easter.</p>



Colour in your sheet when you have finished.



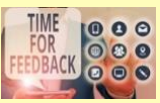



Practicing counting 1-20 forwards and backwards

<https://www.youtube.com/watch?v=0PSgoPdKQFQ&t=759s>





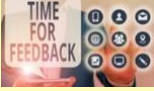

Extend your Learning



Go through your Green Card again, doing each part once (visual prompt side) – you might need to be the teacher and teach Mum or Dad what you are doing!
Record your writing/letters on the back of your SSP sheet you just completed.

	Wednesday	Wednesday	Wednesday
Lesson Materials			
 Hook	Watch the SSP video – and follow along. Make sure you are using your Duck Hands. https://www.youtube.com/watch?v=6yesgul2JAM	Watch the video about numbers 1-20 https://www.youtube.com/watch?v=MVzXKfr6e8	Watch this video about our emotions https://www.youtube.com/watch?v=akTRWJZMks0
Investigate 	Using your Green Card: <ul style="list-style-type: none"> Say each sound, pointing to it ("s") and then draw it on a blank piece of paper (or a whiteboard if you have one). Do this for each letter (SATPIN) and practice writing each letter 10x times. 	Find 7 objects around the house that are blue! Take a photo with them	Look in a mirror and see what different emotions you can make with your face. You could try: <ul style="list-style-type: none"> - Angry - Happy - Sad - Nervous - Excited
 Response to Learning	Complete the "T" and "P" SSP page. Make sure you use a writing pencil. You can colour it in when you have finished it.	Complete the Easter Egg Counting Sheets. 	With an adult or older sibling work through the feeling sheet, think about a time you felt an emotion (at school, playing at home, with a friend etc.) Have a go of writing yourself, or get someone to help you and you can trace. 
 Extend your Learning	Go through your Green Card again, doing each part once (visual prompt side) – you might need to be the teacher and teach Mum or Dad what you are doing! Record your writing/letters on the back of your SSP sheet you just completed.	Practicing counting 1-20 forwards and backwards	

	Literacy Thursday	Numeracy Thursday	World Around Us Thursday
--	------------------------------------	------------------------------------	-------------------------------------------

Lesson Materials			
 <p>Hook</p>	<p>Watch the SSP Rap – and follow along. Make sure you are using your Duck Hands.</p> <p>https://www.youtube.com/watch?v=blx50UHgUHY</p>	<p>Watch these videos about patterning:</p> <p>https://www.youtube.com/watch?v=MBijxSx45-Q&t=28s</p> <p>https://www.youtube.com/watch?v=BQ9q4U2P3ig&t=27s</p>	<p>Watch the video of Easter:</p> <p>https://www.youtube.com/watch?v=cZ4gQniUVO8</p>
<p>Investigate</p> 	<p>Using your Green Card</p> <ul style="list-style-type: none"> With Mum or Dad go through the Green Code Rap, pointing to each word as you say the words slowly. You could also Duck Hand each word ("t-a-p tap") for each. Do this 3x times. See how quick you get as saying it! 	<p>Find some objects around the house and create your own patterns – be as creative as you can!</p>	<p>Complete the various colouring sheets of the Easter story</p>  
 <p>Response to Learning</p>	<p>Complete the "I" and "N" SSP page. Make sure you use a writing pencil. You can colour it in when you have finished it.</p>	<p>Take a photo of the patterns you make.</p>	<p>We had planned to watch "Hop" as a class for the last day – use this time to watch your favourite Easter movie ☺</p>
 <p>Extend your Learning</p>	<p>Go through your Green Card again, doing each part once (visual prompt side) – you might need to be the teacher and teach Mum or Dad what you are doing! Record your writing/letters on the back of your SSP sheet you just completed.</p>	<p>Challenge yourself and make a pattern with 3 different things</p> <p>Sock, teddy, apple, sock, teddy, apple... etc.</p>	