

YEAR FIVE

Daily Gazette



ISSUE NO 1 | 30 MARCH – 1 APRIL 2021 | VOLUME YEAR 5



CLASS UPDATE

Good morning Year 5 and welcome to your first day of home learning!

We hope you all have a wonderful 3 days leading up to your Easter break.

We understand that this is a new way of learning and we are here to help and support you along the way.

As your teachers, we would like to say hello each day and check in with you. Mrs Clements will be checking in with 5G as Mrs Holiday is currently unwell. We are praying Mrs Holiday feels better soon.

This is a great time to answer any questions you may have about the learning activities we have placed on the next page. You are welcome to complete these activities on any day in the order you prefer. If you do not get these activities completed that is ok, as we understand this week is a little different for our families.

Each day, We will be available to see you online via Zoom at 9.00am. The links are:

5G:

Join Zoom Meeting

<https://fclr-qld-edu-au.zoom.us/j/97934144226?pwd=TWVaQ2Z2VnJXZytwTDIJajh0eEd5QT09>

5N:





Join Zoom Meeting

<https://fclr-qld-edu-au.zoom.us/j/94982667537?pwd=b2tEZCtpTFk3SEt6dllaYnBnT1oxdz09>





You can also email us between 9.30-11.30am with any questions you may have about your learning, or if you just want to say hello.





Don't forget to watch the Devotion Song and Read the Devotion each day, whenever you feel like it. They will be in OneNote as usual.



| TUESDAY 30th March | Numeracy Tuesday | Literacy Tuesday | World Around Us Tuesday |
|--|--|---|---|
| Lesson Materials | iPad, times tables sheets, blank paper, pencil, colouring pencils | iPad | lpad, A3 paper (sent home), art materials (whatever is available at home) |
| HOOK  | Watch 8 x tables clip – see OneNote | Watch adjectives clip – see OneNote | Watch enironmental issues clip from T1 W6 Monday Session 3 – see OneNote |
| Investigate  | Complete Worksheets for 8 x tables – see OneNote | List 5 adjectives for each picture – see OneNote | Look at artworks in OneNote T1 W7 Monday Session 3, T1 W8 Monday Session 3, T1 W9 Monday Session 3 |
| Response to Learning  | Test Yourself! With your 8 times tables – see OneNote | Write a descriptive paragraph for each picture – see OneNote | Continue creating your artwork – see OneNote for instructions |
| Extend your Learning  | Solve the problem! With 8 x tables – see OneNote | Take a picture of an object at home and write adjectives and a descriptive paragraph – see OneNote | Create ‘Human Impact on the Environment’ book using Book Creator App. – see OneNote for details. |



| Wednesday 31 st March | Numeracy Wednesday | Literacy Wednesday | World Around Us Wednesday |
|--|---|--|--|
| <i>Lesson Materials</i> | iPad, times tables sheets, blank paper, pencil, colouring pencils | iPad | Ipad, A3 paper (sent home), art materials (whatever is available at home) |
|  <i>HOOK</i> | Watch 8 x tables clip – see OneNote | Watch adjectives clip – see OneNote | Watch enironmental issues clip from T1 W6 Monday Session 3 – see OneNote |
| <i>Investigate</i>  | Complete 8 x tables Worksheets – see OneNote | List 5 adjectives for each picture – see OneNote | Look at artworks in OneNote T1 W7 Monday Session 3, T1 W8 Monday Session 3, T1 W9 Monday Session 3 |
|  <i>Response to Learning</i> | Test Yourself! With 8 x tables – see OneNote | Write a descriptive paragraph for each picture – see OneNote | Continue creating your artwork – see OneNote for instructions |
|  <i>Extend your Learning</i> | Solve the problem! With 8 x tables – see OneNote | Take a picture of an object at home and write adjectives and a descriptive paragraph – see OneNote | Create 'Human Impact on the Environment' book using Book Creator App. – see OneNote for details. |

| Thursday 1 st April | Numeracy Thursday | Literacy Thursday | World Around Us Thursday |
|--|--|---|--|
| Lesson Materials | iPad | iPad | iPad, household items |
|  Hook | Practice your 3, 4, 6, 7, 8 and 9 times tables – see OneNote | Brainstorm 20 Easter Words! – see OneNote | Watch the ‘Obstacle Course’ clip – See OneNote |
| Investigate  | Create your own Easter Colour-By-Number – see OneNote | Complete the Easter Acrostic Poem – see OneNote | Set up your ‘Obstacle Course’ – see OneNote |
|  Response to Learning | Solve your Easter Colour-By-Number – see OneNote | Draw a picture to go with your Poem – see OneNote | Write down the steps of your course – see OneNote |
|  Extend your Learning | Play some multiplication games on Study Ladder – see OneNote | Using the words above, write about your Easter and what you might be doing -see OneNote | Take 3 photos of you doing your course and upload to OneNote – see OneNote |